

## Join a Google class as a student

*This article is for students*

To use Classroom, you need to sign in on your computer or mobile device using [emailgiven@stareheboyscentre.ac.ke](mailto:emailgiven@stareheboyscentre.ac.ke) account only and then join classes. Then, you can get work from your teacher and communicate with your classmates. When you join a class on one device, you're enrolled in that class on all devices.

### How to join a class

You have 2 ways to join a class:

- Join a class with a class code—If your teacher gives you a class code, use this code to add yourself to the class. Your teacher might give you the code email it to you.
- Accept an invitation from your teacher—If your teacher sends you an invitation, you'll see Join on the class card on your Classroom homepage.

### Forgot or lost the class code? Code won't work?

If you deleted, lost, or forgot the class code before joining a class, ask your teacher to resend the code or set a new one. If the code isn't working, ask your teacher for help.


Note: You only use the class code once to join the class. You are then enrolled in the class, and you don't need to re-use the code again.

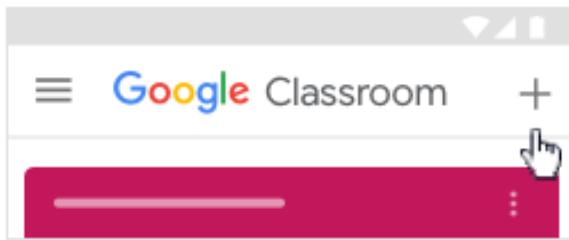
### Join a class using a phone



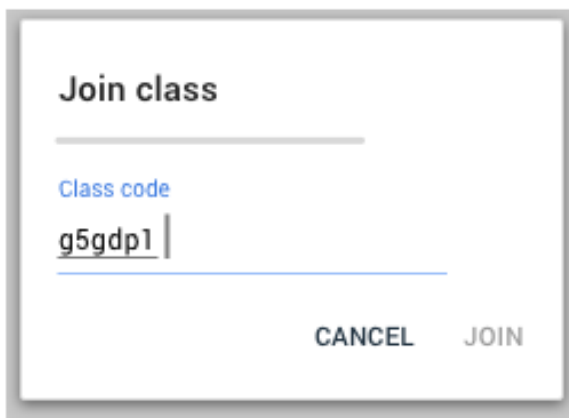
**Download from Google play store the Google classroom App**

**Set it up using the [emailgiven@stareheboyscentre.ac.ke](mailto:emailgiven@stareheboyscentre.ac.ke) account.**

1. Tap Classroom .
2. At the top, tap Add + > Join class.




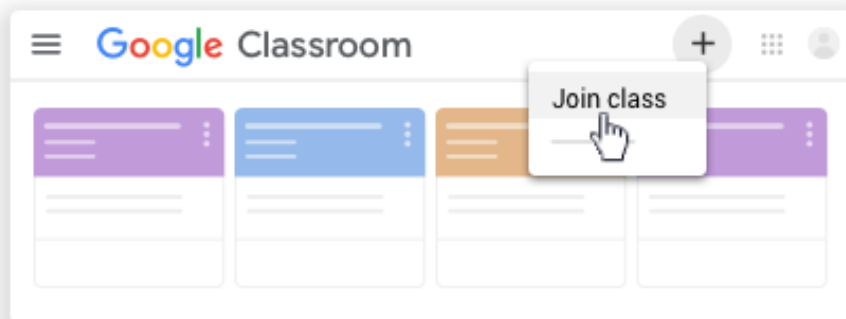
3. Enter the class code your teacher gave you and tap Join.  
A class code consists of 6 or 7 letters or numbers. For example, **hjhmgrk** or **g5gdp1**.



---

Join a class with a class code using a computer

1. Go to [classroom.google.com](https://classroom.google.com) .
2. At the top, click Add + > Join class.



3. Enter the class code your teacher gave you and click Join.  
A class code consists of 6 or 7 letters or numbers. For example, **hjhmgrk** or **g5gdp1**.

